






浙江天正电气股份有限公司（以下简称“天正电气”）创建于1999年，多年来专注工业电气领域，最终成为具有全球地位的受人尊敬的伟大企业





2016年中国房地产开发企业50强
首选供应商





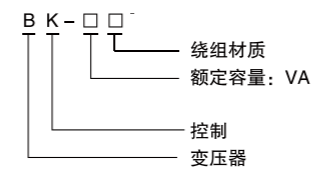
- TVF300
- TVFE9
- TGEV6
- TGS3
- THS1
- TCS300



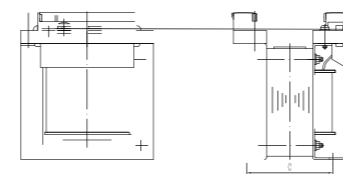
CONTENTS

4= 50/60: I 660H

U 4=Z#'''' p#''''



• 2000m +40 -5 -5 +40
 • 24Z +35
 • 90% +25
 •
 •
 •
 •



• 4= (-)
 • 50: I
 • 660/380/220

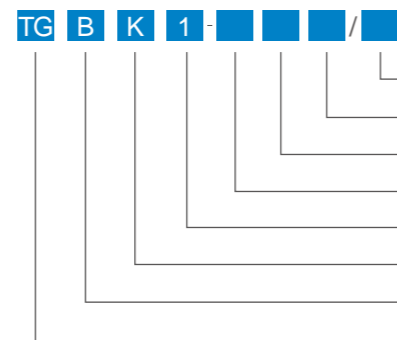
110H(700HA)24H(300HA)



TGBK1
50/60Hz, 660V 660V

JB/ T5555

TGBK1-1500VA 10kVA




HA]HA

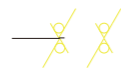
TGBK1

	mm			mm(±1.5)		mm	
	Bmax	Dmax	Emax	A	C	J	K
F94=1-25HA	80	85	83	56	51		
F94=1-50HA	85	86	86	56	52		
F94=1-100HA	103	92	99	76	61		
F94=1-150HA	103	100	99	76	69		
F94=1-200HA	103	110	99	79	80		
F94=1-250HA	130	140	130	90	77		
F94=1-300HA	130	145	130	90	82		
F94=1-400HA	150	150	147	110	82		
F94=1-500HA	150	158	147	110	90		
F94=1-600HA	150	158	147	110	90		
F94=1-700HA	173	185	170	110	115		
F94=1-800HA	173	185	170	110	115		
F94=1-1000HA	173	185	170	110	115		
F94=1-1500HA	265	195	280	130	125		
F94=1-2000HA	265	200	280	130	130		
F94=1-2500HA	265	220	280	130	145		
F94=1-3000HA	265	220	280	130	145		
F94=1-4000HA	310	240	335	210	150		
F94=1-5000HA	310	250	335	210	160		
F94=1-6000HA	360	270	375	220	145	Φ12	
F94=1-8000HA	360	290	375	220	165		
F94=1-10] HA	360	310	375	220	180		

- 2000m
- +40
- +40
- +25
- 50%
- +30
- +20
- -25
- 90%



F94=#ZS' H3 \$" " H3

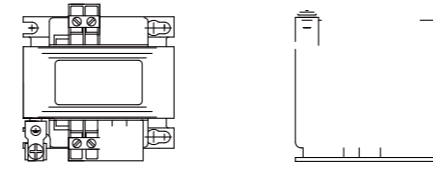


F94=#ZS' " H3 #"" " H3

JBK5

<4=5
660H

50/60: I



JBK5

	mm			mm(±1.5)		mm
	Bmax	Dmax	Emax	A	C	J
<4=5-40	79	73	92	59	47	4.5
<4=5-63	79	73	92	59	47	4.5
<4=5-100	85	90	95	66	63	4.5
<4=5-160	97	91	105	83	74	5.8
<4=5-250	97	105	105	81	85	5.8
<4=5-400	121	103	122	94	85	7
<4=5-630	151	111	143	120	88	7
<4=5-800	151	126	143	125	105	7
<4=5-1000	210	155	150	132	160	8x13
<4=5-1600	240	165	155	140	185	8x13
<4=5-2000	270	205	160	170	210	8x13
<4=5-2500	270	205	160	170	210	8x13




SG(SG10) SBK

SG(SG10)-SBK

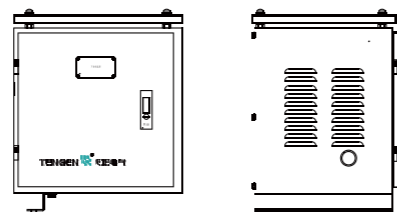
	H)							
			(max)	f 5		(max)	f 5	
			B x D x E (mm)	A x C (mm)	K x J	B x D x E (mm)	A x C (mm)	
E9-0.1			125x100x125	+ "j ' '	6j 12	245x240x215	Q	
E9-0.3			155x110x155	##" j ((
E9-0.5			185x140x185	##" j *'				
E9-0.75			185x150x185	##" j +\$	8j 16	285x279x235		
E9-1			185x160x185	##" j #" %				
E9-1.5			235x170x225	##" j ##"	10j 22	325x325x280		
E9-2			270x190x255	\$" " j ##"				
E9-2.5			270x190x255	\$" " j ##*				
E9-3			270x200x255	\$" " j #\$(
E9-4	690	660	305x210x305	\$\$" j #%"				
E9-5			305x220x305	\$\$" j #%"				
E9-6			365x220x350	\$(" j #%"				
E9-8	660	380	365x240x350	\$(" j #&'				
E9-10			425x260x400	%\$" j #&'			12j 25	520x400x550
E9-15	400	220	425x280x400	%\$" j #("				
E9-20			485x300x460	%\$" j #("				
E9-25	380	200	485x320x460	%\$" j #)"				
E9-30			485x350x460	%\$" j #*"				
E9-40			540x350x460	&" " j #+"	13	680x500x680		
E9-50			750x360x560					
E9-60			780x380x580					
E9-80			820x400x580					
E9-100			860x420x650					
E9-125			900x450x680		15	1150x700x1000		
E9-150			950x480x720					
E9-200			980x500x750					
E9-250			980x620x850					

- 1. E9-50=HA 250A, 800H
- 2.
- 3.
- 4.E9-3] HA 3
- E9-4] HA 4 5

E9 E4=)



<? 4



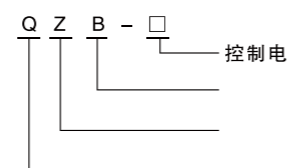
<? 4/69-25(p3000

<? 4/69-4=(p45=

QZB

CL4
380H 690H
500] I

50: I/60: I



QZB

380H

| |)]) | 4 J 6 J 7 (_) | f 5
A J 5 (_) | = J < (_) |
|---------|------|-----------------|--------------------|-------------|
| CL4-14 | 14 | 300 x 200 x 295 | 220 x 95 | 10 x 18 |
| CL4-17 | 17 | | | |
| CL4-22 | 22 | | | |
| CL4-30 | 30 | 300 x 210 x 295 | 220 x 105 | 10 x 18 |
| CL4-40 | 40 | 345 x 215x 320 | 280 x 110 | 10 x 18 |
| CL4-45 | 45 | | | |
| CL4-55 | 55 | 345x 225 x 320 | 280 x 120 | 10 x 18 |
| CL4-75 | 75 | 360 x 240x 345 | 280 x 130 | 10 x 18 |
| CL4-100 | 100 | 390 x 310 x 370 | 310 x 145 | 10 x 18 |
| CL4-115 | 115 | | | |
| CL4-135 | 135 | 450 x 320 x 410 | 310 x 140 | 10 x 18 |
| CL4-155 | 155 | | | |
| CL4-190 | 190 | 480 x 340 x 430 | 310 x 145 | 10 x 18 |
| CL4-225 | 225 | 580 x 340 x 450 | 310 x 160 | 11 x 22 |
| CL4-260 | 260 | 580 x 350 x 450 | 310 x 170 | 11 x 22 |
| CL4-280 | 280 | | | |
| CL4-300 | 300 | 600 x 350 x 480 | 310 x 170 | 11 x 22 |
| CL4-315 | 315 | | | |
| CL4-350 | 350 | 600 x 360 x 500 | 310 x 180 | 11 x 22 |
| CL4-400 | 400 | | | |
| CL4-450 | 450 | 670 x 380 x 500 | 400 x 190 | 11 x 22 |
| CL4-500 | 500 | | | |

65% 60% 80% 4 65% 60%
6 80%

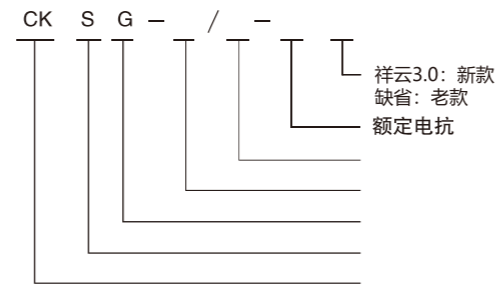
-
-
-
-
-

- 2000m
- +40 -25 -5 +40
- +40 50% 90%
- +25
- 5%
-

• 2000m
• +40
• f 40
• +25
• 5%

CKSG CKDG

5=E9 5=69



5=E9 5=69

